

Table of Contents

About ATC Clayton	2
--------------------------	----------

STANDARD EXTRUSIONS

Angle	4
Channel	8
Drawn tube	12
Flat bar	13
Machine bar	18
Rectangular hollow	19
Round bar	22
Round tube	23
Square bar	25
Square hollow	26
Tee	28

SHEET AND PLATE

Flat sheet	30
Propeller plate	31
Stucco plate	32
Tread / chequer plate	33

ARCHITECTURAL

Coolroom	35
Flyscreen	39
Glazing	40
Louvre	41
Miscellaneous shapes	42
Qubelok	47
Security	49
Scaffold plank	51

HARDWARE	53
-----------------	-----------

ATC Clayton

- The following items are carried in stock at ATC Clayton.
- Non-standard items can be ordered on request.
- This catalogue shows finishes available ex stock. Custom colours can be arranged.
- Visit ATC any time during office hours and we will prepare your order on the spot.
- Orders can also be placed by phone, email, fax or via our website.
- We can ship your order to you or you can call in personally and collect the stock.

Our Cutting Policy

When you order an extrusion or sheet you have two options:

- 1 Order a full piece or standard cut – these vary according to size and weight.
- 2 Order a custom cut. You can order any multiple of any size and the total price will be quoted to you.


One cut is free, and all subsequent cuts are \$1 each

Finish codes

MF	Mill Finish
AN	Anodised
BLKAN	Black Anodised
BLK	Powder Coat Black (Night Sky Satin)
WHT	Powder Coat Pearl White Gloss
BRWN	Powder Coat Hammersley Brown
PR	Powder Coat Primrose (Cream)
SM	Powder Coat Surf Mist



Standard
EXTRUSIONS



Angles

Standard Extrusions

Description	Alloy	Finish	Dim1	Dim2	Dim3	Length	Weight	Min Sale
12 x 12 x 1.6	6060 T5	MF. AN. BLK. WHT	12	12	1.6	6.5m	0.630	1/2
12 x 12 x 3	6060 T5	MF. AN	12	12	3	6.5m	1.111	1/2
16 x 16 x 1.6	6060 T5	MF. AN	16	16	1.6	6.5m	0.858	1/2
16 x 16 x 3	6060 T5	MF. AN	16	16	3	6.5m	1.528	1/2
20 x 12 x 1.6	6060 T5	MF. AN. BLK. WHT	20	12	1.6	6.5m	0.845	1/2
20 x 12 x 3	6060 T5	MF. AN	20	12	3	6.5m	1.528	1/2
20 x 20 x 1.6	6060 T5	MF. AN. WHT	20	20	1.6	6.5m	1.073	1/2
20 x 20 x 3	6060 T5	MF. AN	20	20	3	6.5m	1.950	1/4
25 x 12 x 1.6	6060 T5	AN. MF	25	12	1.6	6.5m	0.995	1/2
25 x 12 x 3	6060 T5	MF. AN	25	12	3	6.5m	1.788	1/4
25 x 20 x 1.6	6060 T5	MF. AN. BLK. WHT	25	20	1.6	6.5m	1.216	1/2
25 x 20 x 3	6060 T5	MF. AN	25	20	3	6.5m	2.210	1/4
25 x 25 x 1.6	6060 T5	MF. AN	25	25	1.6	6.5m	1.352	1/2
25 x 25 x 3	6060 T5	MF. AN	25	25	3	6.5m	2.477	1/4
25 x 25 x 6	6060 T5	MF	25	25	6	6.5m	4.628	1/4
25.4 x 25.4 x 1.57 - Fluted	6060 T1	MF	25.4	25.4	1.57	4m	0.928	1/2
32 x 20 x 1.6	6060 T5	MF. AN. BLK. WHT	32	20	1.6	6.5m	1.417	1/4
32 x 20 x 3	6060 T5	MF. AN	32	20	3	6.5m	2.580	1/2

Angles

Standard Extrusions

Description	Alloy	Finish	Dim1	Dim2	Dim3	Length	Weight	Min Sale
32 x 25 x 3	6060 T5	MF. AN	32	25	3	6.5m	2.841	1/4
32 x 32 x 1.6	6060 T5	MF. AN	32	32	1.6	6.5m	1.755	1/2
32 x 32 x 3	6060 T5	MF. AN	32	32	3	6.5m	3.211	1/4
40 x 12 x 1.6	6060 T5	MF. AN	40	12	1.6	6.5m	1.417	1/2
40 x 12 x 3	6060 T5	MF. AN	40	12	3	6.5m	2.581	1/4
40 x 20 x 1.6	6060 T5	MF. AN. BLK. WHT	40	20	1.6	6.5m	1.638	1/4
40 x 20 x 3	6060 T5	MF. AN	40	20	3	6.5m	3.003	1/4
40 x 25 x 1.6	6060 T5	MF. AN	40	25	1.6	6.5m	1.775	1/4
40 x 25 x 3	6060 T5	MF. AN	40	25	3	6.5m	3.263	1/4
40 x 40 x 1.6	6060 T5	MF. AN	40	40	1.6	6.5m	2.204	1/4
40 x 40 x 3	6060 T5	MF. AN	40	40	3	6.5m	4.056	1/4
40 x 40 x 4	6060 T5	MF. AN	40	40	4	6.5m	5.336	1/4
40 x 40 x 6	6060 T5	MF	40	40	6	6.5m	7.800	1/8
50 x 12 x 3	6060 T5	MF. AN	50	12	3	6.5m	3.113	1/4
50 x 20 x 1.6	6060 T5	MF. AN. BLK. WHT	50	20	1.6	6.5m	1.911	1/4
50 x 20 x 3	6060 T5	MF. AN	50	20	3	6.5m	3.530	1/4
50 x 25 x 1.6	6060 T5	MF. AN	50	25	1.6	6.5m	2.061	1/4
50 x 25 x 3	6060 T5	MF. AN	50	25	3	6.5m	3.790	1/4
50 x 40 x 3	6060 T5	MF. AN	50	40	3	6.5m	4.582	1/4
50 x 50 x 1.6	6060 T5	MF. AN. BLK. WHT	50	50	1.6	6.5m	2.763	1/4



Angles

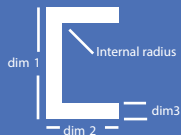
Standard Extrusions

Description	Alloy	Finish	Dim1	Dim2	Dim3	Length	Weight	Min Sale
50 x 50 x 3	6060 T5	MF. AN	50	50	3	6.5m	5.109	1/4
50 x 50 x 4	6060 T5	MF. AN	50	50	4	6.5m	6.740	1/4
50 x 50 x 6	6060 T5	MF. AN	50	50	6	6.5m	9.899	1/8
50.8 x 50.8 x 6.35 Int. Radius 6.1mm	6061 T6	MF	50.8	50.8	6.35	5.5m	9.102	1/8
60 x 25 x 3	6060 T5	MF. AN	60	25	3	6.5m	4.316	1/4
60 x 40 x 4	6060 T5	MF	60	40	4	6.5m	6.714	1/4
60 x 60 x 3	6060 T5	MF. AN	60	60	3	6.5m	6.162	1/4
60 x 60 x 6	6060 T5	MF	60	60	6	6.5m	12.006	1/8
70 x 20 x 1.6	6060 T5	MF. AN. BLK. WHT	70	20	1.6	6.5m	2.477	1/4
70 x 25 x 1.6	6060 T5	MF. AN	70	25	1.6	6.5m	2.412	1/4
70 x 40 x 1.6	6060 T5	MF. AN	70	40	1.6	6.5m	3.036	1/4
76.2 x 25.4 x 3.2	6060 T5	MF. AN	76.2	25.4	3.2	6.5m	5.479	1/4
76.2 x 50.8 x 6.35 Int. Radius 6.8mm	6061 T6	MF	76.2	50.8	6.35	5.5m	11.528	1/8
76.2 x 76.2 x 3.2	6060 T5	MF. AN	76.2	76.2	3.2	6.5m	8.313	1/8
76.2 x 76.2 x 9.52 Int. Radius 7.62mm	6061 T6	MF	76.2	76.2	9.52	5.5m	20.389	1/8

Angles

Standard Extrusions

Description	Alloy	Finish	Dim1	Dim2	Dim3	Length	Weight	Min Sale
76 x 25 x 1.6	6060 T5	MF. AN. BLK. WHT	76	25	1.6	6.5m	2.762	1/4
80 x 20 x 3	6060 T5	MF. AN	80	20	3	6.5m	5.109	1/4
80 x 40 x 6	6060 T5	MF	80	40	6	6.5m	12.005	1/8
80 x 50 x 2.5	6060 T5	MF. AN	80	50	2.5	6.5m	5.596	1/4
80 x 50 x 6 Int. Radius 4mm	6061 T6	MF	80	50	6	6m	12.108	1/8
80 x 80 x 10	6061 T6	MF	80	80	10	6m	24.426	1/8
80 x 80 x 6	6060 T5	MF	80	80	6	6.5m	16.218	1/8
90 x 40 x 1.6	6060 T5	MF. AN	90	40	1.6	6.5m	3.601	1/4
100 x 50 x 3	6060 T5	MF. AN	100	50	3	6.5m	7.742	1/8
100 x 50 x 4	6060 T5	MF	100	50	4	6.5m	10.25	1/8
100 x 50 x 6 - Int. Radius 4mm	6061 T6	MF	100	50	6	6m	15.223	1/8
100 x 100 x 2	6060 T5	MF	100	100	2	6m	6.974	1/4
100 x 100 x 8 Int. Radius 6mm	6061 T6	MF	100	100	8	6m	25.008	1/8
101.6 x 50.8 x 3.2	6060 T5	MF	101.6	50.8	3.2	6m	7.692	1/4
101.6 x 101.6 x 6.35	6351 T6	MF	101.6	101.6	6.35	5.5m	18.827	1/8
125 x 50 x 3	6060 T5	MF. AN	125	50	3	6.5m	9.087	1/8
125 x 50 x 6 - Int. Radius 4mm	6061 T6	MF	125	50	6	6m	16.482	1/8
250 x 50 x 3	6060 T5	MF	250	50	3	6.5m	15.710	1/8



Channel

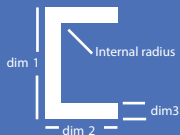
Standard Extrusions

Description	Alloy	Finish	Dim1	Dim2	Dim3	Length	Weight	Min Sale
10 x 10 x 1.6 I.D. 6.8mm	6060 T5	MF. AN	10	10	1.6	6.5m	0.754	1/2
12 x 12 x 1.6 I.D. 8.8mm	6060 T5	MF. AN	12	12	1.6	6.5m	0.923	1/2
12 x 20 x 2.5 I.D. 7mm	6060 T5	MF. AN	12	20	2.5	6.5m	2.073	1/4
16 x 12 x 1.6 I.D. 12.8mm	6060 T5	MF. AN	16	12	1.6	6.5m	1.033	1/2
16 x 16 x 1.6 I.D. 12.8mm	6060 T5	MF. AN	16	16	1.6	6.5m	1.261	1/2
16 x 16 x 3 I.D. 10mm	6060 T5	MF. AN	16	16	3	6.5m	2.210	1/2
20 x 16 x 1.6 I.D. 16.8mm	6060 T5	MF. AN	20	16	1.6	6.5m	1.372	1/2
20 x 20 x 1.6 I.D. 16.8mm	6060 T5	MF. AN	20	20	1.6	6.5m	1.593	1/2
20 x 20 x 3 I.D. 14mm	6060 T5	MF. AN	20	20	3	6.5m	2.841	1/4
25 x 12 x 3 I.D. 19mm	6060 T5	MF. AN	25	12	3	6.5m	2.262	1/4
25 x 20 x 1.6 I.D. 21.8mm	6060 T5	MF. AN	25	20	1.6	6.5m	1.736	1/2
25 x 20 x 2.5 I.D. 20mm	6060 T5	MF. AN	25	20	2.5	6.5m	2.632	1/4

Channel

Standard Extrusions

Description	Alloy	Finish	Dim1	Dim2	Dim3	Length	Weight	Min Sale
25 x 25 x 1.6 I.D. 21.8mm	6060 T5	MF. AN	25	25	1.6	6.5m	2.015	1/4
25 x 25 x 3 I.D. 19mm	6060 T5	MF. AN	25	25	3	6.5m	3.633	1/4
25 x 40 x 3 I.D. 19mm	6060 T5	MF. AN	25	40	3	6.5m	5.213	1/4
32 x 16 x 1.6 I.D. 28.8mm	6060 T5	MF. AN	32	16	1.6	6.5m	1.703	1/2
32 x 25 x 3 I.D. 26mm	6060 T5	MF. AN	32	25	3	6.5m	4.004	1/4
37.95 x 25 x 1.45 I.D. 35.05mm	6060 T5	MF	37.95	25	1.45	6.5m	1.755	1/2
40 x 20 x 2 I.D. 36mm	6060 T5	MF. AN	40	20	2	6.5m	2.665	1/4
40 x 20 x 3 I.D. 34mm	6060 T5	MF. AN	40	20	3	6.5m	3.893	1/4
40 x 25 x 3 I.D. 34mm	6060 T5	MF. AN	40	25	3	6.5m	4.420	1/4
40 x 40 x 3 I.D. 34mm	6060 T5	MF. AN	40	40	3	6.5m	6.019	1/4
50 x 25 x 3 I.D. 44mm	6060 T5	MF. AN	50	25	3	6.5m	4.947	1/4
50 x 50 x 3 I.D. 44mm	6060 T5	MF. AN	50	50	3	6.5m	7.578	1/8



Channel

Standard Extrusions

Description	Alloy	Finish	Dim1	Dim2	Dim3	Length	Weight	Min Sale
53 x 25 x 1.2 I.D. 50.6mm	6060 T5	MF	53	25	1.2	6.5m	2.113	1/2
60 x 32 x 3 I.D. 54mm	6060 T5	MF	60	32	3	6.5m	6.214	1/4
76.2 x 38.1 x 7.93 I.D. 60.34mm Int. Radius 7.62mm Legs 7.93mm Base 6.35mm	6061 T6	MF	76.2	38.1	7.93	6.5m	15.031	1/8
78.2 x 38 x 1.6 I.D. 75mm	6060 T5	MF. AN	78.2	38	1.6	6.5m	4.212	1/4
80 x 25 x 3 I.D. 74mm	6060 T5	MF. AN	80	25	3	6.5m	6.526	1/4
80 x 40 x 4 I.D. 72mm	6060 T5	MF	80	40	4	6.5m	10.673	1/8
92.3 x 25 x 1.8 I.D. 88.7mm	6060 T5	MF	92.3	25	1.8	6.5m	6.279	1/4
100 x 25 x 3 Mill Finish I.D. 94mm	6060 T5	MF	100	25	3	6.5m	7.578	1/8
100 x 50 x 3 I.D. 94mm	6060 T5	MF. AN	100	50	3	6.5m	10.211	1/8

Channel

Standard Extrusions

Description	Alloy	Finish	Dim1	Dim2	Dim3	Length	Weight	Min Sale
101.6 x 50.8 x 7.93 I.D. 85.74mm Int. Radius 9.14mm Legs 7.93mm Base 6.35mm	6082 T6	MF	101.6	50.8	7.93	5.5m	20.581	1/8
118 x 25 x 1.8 I.D. 114.4mm	6060 T5	MF	118	25	1.8	6.5m	7.592	1/8
127 x 63.5 x 6.35 I.D. 114.3mm Int. Radius 10.67mm Legs 9.53mm Base 6.35mm	6061 T6	MF	127	63.5	6.35	5.5m	31.500	1/8
152.4 x 63.5 x 7.93 I.D. 36.54mm Int. Radius 10.67mm Legs 7.93mm Base 6.35mm	6061 T6	MF	152.4	63.5	7.93	6.5m	28.556	1/8



Drawn Tube

Standard Extrusions

Description	Alloy	Finish	Dim1	Dim2	Dim3	Length	Weight	Min Sale
15.88 x 1.42 I.D. 13.04mm	6063 T6	MF. AN	15.88	1.42		5.5m	0.957	1/2
19.05 x 1.42 I.D. 16.21mm	6063 T6	MF. AN	19.05	1.42		5.5m	1.172	1/2
22.23 x 1.42 I.D. 19.39mm	6063 T6	MF. AN	22.23	1.42		5.5m	1.381	1/2
25.4 x 1.42 I.D. 22.56mm	6063 T6	MF. AN	25.4	1.42		5.5m	1.590	1/2
28.58 x 1.42 I.D. 25.74mm	6063 T6	MF. AN	28.58	1.42		5.5m	1.799	1/2
32 x 1.6 Mill Finish I.D. 28.8mm	6060 T81	MF. AN	32	1.6		6m	2.478	1/4
40 x 1.6 Mill Finish I.D. 36.8mm	6060 T5	MF. AN	40	1.6		6m	3.126	1/4
44 x 1.6 I.D. 40.8mm	6060 T5	MF. AN	44	1.6		6m	3.180	1/4
48 x 1.6 I.D. 44.8mm	6060 T5	MF. AN	48	1.6		6m	3.780	1/4

dim 1



dim 2

Flat Bar

Standard Extrusions

Description	Alloy	Finish	Dim1	Dim2	Dim3	Length	Weight	Min Sale
10 x 3	6060 T5	MF. AN	10	3		4m	0.324	1/2
12 x 1.6	6060 T5	MF. AN	12	1.6		4m	0.208	1/2
12 x 3	6060 T5	MF. AN	12	3		4m	0.388	1/2
12 x 6	6060 T5	MF	12	6		4m	0.776	1/2
16 x 3	6060 T5	MF. AN	16	3		4m	0.520	1/2
20 x 1.6	6060 T5	MF. AN	20	1.6		4m	0.344	1/2
20 x 3	6060 T5	MF. AN	20	3		4m	0.648	1/2
20 x 4	6060 T5	AN	20	4		4m	0.872	1/2
20 x 6	6060 T5	MF. AN	20	6		4m	1.296	1/2
20 x 10	6060 T5	MF	20	10		4m	2.156	1/2
20 x 12	6060 T5	MF	20	12		4m	2.592	1/2
25 x 1.6	6060 T5	MF. AN	25	1.6		4m	0.432	1/2
25 x 3	6060 T5	MF. AN	25	3		4m	0.812	1/2
25 x 4	6060 T5	MF. AN	25	4		4m	1.080	1/2

Flat Bar

Standard Extrusions

Description	Alloy	Finish	Dim1	Dim2	Dim3	Length	Weight	Min Sale
25 x 6	6060 T5	MF. AN	25	6		4m	1.620	1/2
25 x 10	6060 T5	MF	25	10		4m	2.700	1/4
25 x 12	6060 T5	MF	25	12		4m	3.240	1/4
25 x 20	6060 T5	MF	25	20		4m	5.400	1/4
32 x 3	6060 T5	MF. AN	32	3		4m	1.036	1/2
32 x 6	6060 T5	MF	32	6		4m	2.072	1/2
32 x 10	6060 T5	MF	32	10		4m	3.456	1/4
38.1 x 4 Fluted	6060 T5	MF	38.1	4		4m	2.113	1/2
40 x 3	6060 T5	MF. AN	40	3		4m	1.296	1/2
40 x 4	6060 T5	MF	40	4		4m	1.728	1/2
40 x 6	6060 T5	MF	40	6		4m	2.592	1/4
40 x 10	6060 T5	MF	40	10		4m	4.320	1/4
40 x 12	6060 T5	MF	40	12		4m	5.184	1/4
40 x 16	6060 T5	MF	40	16		4m	6.912	1/8

Flat Bar

Standard Extrusions

Description	Alloy	Finish	Dim1	Dim2	Dim3	Length	Weight	Min Sale
40 x 25	6060 T5	MF	40	25		4m	10.800	1/8
50 x 1.5	6060 T5	MF. AN	50	1.5		3.6m	0.727	1/2
50 x 3	6060 T5	MF. AN	50	3		4m	1.620	1/2
50 x 4	6060 T5	MF	50	4		4m	2.160	1/2
50 x 6	6060 T5	MF	50	6		4m	3.240	1/4
50 x 10	6060 T5	MF	50	10		4m	5.400	1/4
50 x 12	6060 T5	MF	50	12		4m	6.480	1/4
50 x 20	6060 T5	MF	50	20		4m	10.800	1/8
50 x 25	6060 T5	MF	50	25		4m	13.500	1/8
50 x 6 Full Radius	6082 T5	MF	50	6		4m	3.160	1/4
60 x 3	6060 T5	MF. AN	60	3		4m	1.944	1/2
60 x 6	6060 T5	MF. AN	60	6		4m	3.888	1/4
60 x 10	6060 T5	MF	60	10		4m	6.480	1/4
60 x 12	6060 T5	MF	60	12		4m	7.772	1/4

Flat Bar

Standard Extrusions

Description	Alloy	Finish	Dim1	Dim2	Dim3	Length	Weight	Min Sale
65 x 5	6060 T5	MF	65	5		4m	3.508	1/4
80 x 3	6060 T5	MF. AN	80	3		4m	2.592	1/4
80 x 6	6060 T5	MF. AN	80	6		4m	5.184	1/4
80 x 10	6060 T5	MF	80	10		4m	8.640	1/8
80 x 12	6060 T5	MF	80	12		4m	10.368	1/8
80 x 16	6060 T5	MF	80	16		4m	13.824	1/8
80 x 25	6060 T5	MF	80	25		4m	21.600	1/8
100 x 1.5	6060 T5	MF. AN BLK	100	1.5		3.6m	1.458	1/2
100 x 3	6060 T5	MF. AN	100	3		4m	3.240	1/4
100 x 4	6060 T5	MF	100	4		4m	4.332	1/4
100 x 6	6060 T5	MF	100	6		4m	6.480	1/4
100 x 10	6060 T5	MF	100	10		4m	10.800	1/8
100 x 12	6060 T5	MF	100	12		4m	12.960	1/8
100 x 20	6060 T5	MF	100	20		4m	21.600	1/8
100 x 25	6060 T5	MF	100	25		4m	27.000	1/8

Flat Bar

Standard Extrusions

Description	Alloy	Finish	Dim1	Dim2	Dim3	Length	Weight	Min Sale
125 x 3	6060 T5	MF. AN	125	3		4m	4.048	1/4
150 x 1.5	6060 T5	MF. AN	150	1.5		3.6m	2.188	1/2
160 x 6	6060 T5	MF. AN	160	6		4m	10.368	1/8
160 x 10	6060 T5	MF	160	10		4m	17.280	1/8
160 x 12	6060 T5	MF	160	12		4m	20.736	1/8



Machine Bar

Standard Extrusions

Description	Alloy	Finish	Dim1	Dim2	Dim3	Length	Weight	Min Sale
Machine Bar 50mm Mill Finish	2011 T3	MF	50			per 100 mm	19.600	100mm
Machine Bar 60mm Mill Finish	2011 T6	MF	60			per 100 mm	13.741	100mm
Other sizes available on request: 6mm - 210mm								



Rectangular Hollow

Standard Extrusions

Description	Alloy	Finish	Dim1	Dim2	Dim3	Length	Weight	Min Sale
38 x 25 x 1.5 I.D. 35mm Ext. Radius 3mm Int. Radius 1.5mm	6106 T6	MF	38	25	1.5	6m	2.820	1/2
40 x 25 x 2.5 I.D. 35mm	6060 T5	MF	40	25	2.5	6.5m	5.265	1/2
40 x 25 x 3 I.D. 34mm Ext. Radius 3mm	6060 T5	MF	40	25	3	6.5m	6.091	1/2
50.8 x 11.1 x 1.3 I.D. 48.2mm x 8.5mm Ext. Radius 2mm	6060 T5	MF	50.8	11.1	1.3	6.5m	2.646	1/2
50 x 25 x 1.5 I.D. 47mm Ext. Radius 1mm	6060 T5	MF	50	25	1.5	6m	3.486	1/2
50 x 25 x 3 I.D. 44mm	6060 T5	MF	50	25	3	6.5m	7.267	1/2
50 x 40 x 3 I.D. 44mm	6060 T5	MF	50	40	3	6.5m	8.847	1/2
60 x 40 x 3 I.D. 54mm	6060 T5	MF	60	40	3	6.5m	9.900	1/2
60 x 50 x 3 I.D. 54mm	6060 T5	MF	60	50	3	6.5m	10.985	1/2

Rectangular Hollow

Standard Extrusions

Description	Alloy	Finish	Dim1	Dim2	Dim3	Length	Weight	Min Sale
65 x 16 x 1.4 I.D. 62.2mm Ext. Radius 3mm	6060 T5	MF	65	16	1.4	6.5m	3.744	1/2
75 x 50 x 3 I.D. 69mm	6060 T5	MF	75	50	3	6.5m	12.532	1/2
76.2 x 25.4 x 2.4 I.D. 71.4mm	6060 T5	MF	76.2	25.4	2.4	6.5m	8.158	1/2
80 x 25 x 3 I.D. 74mm	6060 T5	MF	80	25	3	6.5m	10.426	1/2
80 x 40 x 3 I.D. 74mm	6060 T5	MF	80	40	3	6.5m	12.006	1/2
80 x 50 x 3 I.D. 74mm	6060 T5	MF	80	50	3	6.5m	13.059	1/2
82.6 x 28.6 x 2.3 I.D. 78mm	6060 T5	MF	82.6	28.6	2.3	6.5m	8.567	1/2
100 x 25 x 2.5 I.D. 95mm	6060 T5	MF	100	25	2.5	6.5m	10.530	1/2
100 x 40 x 3 I.D. 94mm	6060 T5	MF	100	40	3	6.5m	14.112	1/2
100 x 50 x 1.6 I.D. 96.8mm	6060 T5	MF	100	50	1.6	6.5m	8.249	1/2
100 x 50 x 3 I.D. 94mm	6060 T5	MF	100	50	3	6.5m	15.184	1/2
125 x 40 x 3 I.D. 119mm	6060 T5	MF	125	40	3	6.5m	16.744	1/2

Rectangular Hollow

Standard Extrusions

Description	Alloy	Finish	Dim1	Dim2	Dim3	Length	Weight	Min Sale
125 x 50 x 3 I.D. 119mm	6060 T5	MF	125	50	3	6.5m	17.791	1/2
150 x 50 x 3 I.D. 144mm	6060 T5	MF	150	50	3	6.5m	20.449	1/2
200 x 50 x 3 I.D. 194mm	6060 T5	MF	200	50	3	6.5m	25.714	1/2
250 x 50 x 3 I.D. 244mm	6060 T5	MF	250	50	3	6.5m	30.960	1/2



Round Bar

Standard Extrusions

Description	Alloy	Finish	Dim1	Dim2	Dim3	Length	Weight	Min Sale
10mm	6060 T5	MF	10			4m	0.848	1/2
12mm	6060 T5	MF	12			4m	1.220	1/2
16mm	6060 T5	MF	16			4m	2.172	1/2
20mm	6060 T5	MF	20			4m	3.392	1/4
25mm	6060 T5	MF	25			4m	5.300	1/4
30mm	6061 T6	MF	30			4m	7.636	1/8
33mm	6061 T6	MF	33			4m	9.236	1/8
39mm	6106 T6	MF	39			4m	13.428	1/8



Round Tube

Standard Extrusions

Description	Alloy	Finish	Dim1	Dim2	Dim3	Length	Weight	Min Sale
10 x 1.2 I.D. 7.6mm	6060 T5	MF	10	1.2		6.5m	0.585	1/2
10 x 1.6 I.D. 6.8mm	6060 T5	MF	10	1.6		6.5m	0.735	1/2
12 x 1.6 I.D. 8.8mm	6060 T5	MF	12	1.6		6.5m	0.917	1/2
16 x 1.2 I.D. 13.6mm	6060 T5	MF	16	1.2		6.5m	0.982	1/2
16 x 1.6 I.D. 12.8mm	6060 T5	MF	16	1.6		6.5m	1.268	1/2
20 x 1.6 I.D. 16.8mm	6060 T5	MF	20	1.6		6.5m	1.625	1/2
25 x 1.6 I.D. 21.8mm	6060 T5	MF	25	1.6		6.5m	2.067	1/2
25 x 3 I.D. 19mm	6060 T5	MF	25	3		6.5m	3.640	1/4
32 x 1.6 I.D. 28.8mm	6060 T5	MF	32	1.6		6.5m	2.685	1/4
32 x 3 I.D. 26mm	6060 T5	MF	32	3		6.5m	4.797	1/4
40 x 1.6 I.D. 36.8mm	6060 T5	MF	40	1.6		6.5m	3.387	1/4
40 x 3 I.D. 34mm	6060 T5	MF	40	3		6.5m	6.123	1/4
48.41 x 4.47 Nata Certified I.D. 39.47mm	6061 T6	MF. BLKAN	48.41	4.47		6.5m	10.829	1/8

Round Tube

Standard Extrusions

Description	Alloy	Finish	Dim1	Dim2	Dim3	Length	Weight	Min Sale
50 x 1.6 I.D. 46.8mm	6060 T5	MF	50	1.6		6.5m	4.271	1/4
50 x 3 I.D. 44mm	6060 T5	MF	50	3		6.5m	7.774	1/8
60 x 2 I.D. 56mm	6060 T5	MF	60	2		6.5m	6.396	1/4
60 x 3 I.D. 54mm	6060 T5	MF	60	3		6.5m	9.425	1/8
60 x 5 I.D. 50mm	6060 T5	MF	60	5		6m	13.998	1/8
63.5 x 6.35 I.D. 50.8mm	6106 T6	MF	63.5	6.35		6.5m	20.007	1/8
76.19 x 6.35 I.D. 63.49mm	6061 T6	MF	76.19	6.35		6.5m	24.453	1/8
80 x 3 I.D. 74mm	6060 T5	MF	80	3		6.5m	12.734	1/8
100 x 3 I.D. 94mm	6060 T5	MF	100	3		6.5m	16.042	1/8
101.6 x 6.35 I.D. 88.9mm	6061 T6	MF	101.6	6.35		6.5m	33.345	1/8
127 x 2.8 I.D. 121.4mm	6060 T5	MF	127	2.8		6.5m	19.182	1/8
152.4 x 3.25 I.D. 145.9mm	6060 T5	MF	152.4	3.25		6m	24.672	1/8



Square Bar

Standard Extrusions

Description	Alloy	Finish	Dim1	Dim2	Dim3	Length	Weight	Min Sale
6 x 6	6060 T5	MF	6	6		4m	0.388	1
10 x 10	6060 T5	MF	10	10		4m	1.084	1
12 x 12	6060 T5	MF	12	12		4m	1.560	1/2
16 x 16	6060 T5	MF	16	16		4m	2.764	1/4
20 x 20	6060 T5	MF	20	20		4m	4.320	1/4
25 x 25	6060 T5	MF	25	25		4m	6.752	1/4
40 x 40	6106 T6	MF	40	40		4m	17.024	1/8
50 x 50	6106 T6	MF	50	50		per 100 mm	28.100	100mm
65 x 65	6106 T6	MF	65	65		per 100 mm	45.632	100mm

dim 1



Square Hollow

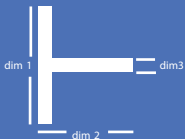
Standard Extrusions

Description	Alloy	Finish	Dim1	Dim2	Dim3	Length	Weight	Min Sale
12 x 1.6 I.D. 8.8mm	6060 T5	MF	12	1.6		6.5m	1.170	1/2
20 x 1.6 I.D. 16.8mm	6060 T5	MF	20	1.6		6.5m	2.067	1/2
20 x 3 I.D. 14mm	6060 T5	MF	20	3		6.5m	3.582	1/4
25 x 1.6 I.D. 21.8mm	6060 T5	MF	25	1.6		6.5m	2.633	1/2
25 x 3 I.D. 19mm	6060 T5	MF	25	3		6.5m	4.635	1/4
25 x 3 I.D. 19mm Ext. Radius 3mm Int. Radius 3mm	6060 T5	MF	25	3		6m	4.634	1/4
32 x 1.6 Mill Finish I.D. 28.8mm	6060 T5	MF	32	1.6		6.5m	3.4125	1/4
32 x 3 I.D. 26mm	6060 T5	MF	32	3		6.5m	6.110	1/4
40 x 1.6 I.D. 36.8mm	6060 T5	MF	40	1.6		6.5m	4.316	1/4
40 x 3 I.D. 34mm	6060 T5	MF	40	3		6.5m	7.794	1/8
45 x 2.5 I.D. 40mm	6060 T5	MF	45	2.5		6.5m	7.462	1/8

Square Hollow

Standard Extrusions

Description	Alloy	Finish	Dim1	Dim2	Dim3	Length	Weight	Min Sale
50.8 x 2.03 I.D. 46.74mm Ext. Radius 6.35mm Int. Radius 4.32mm	6060 T5	MF	50.8	2.03		6.5m	6.624	1/4
50.8 x 3.2 I.D. 44.4mm Ext. Radius 4.75mm	6060 T5	MF	50.8	3.2		6.5m	10.387	1/8
50 x 1.6 I.D. 46.8mm	6060 T5	MF	50	1.6		6.5m	5.434	1/4
50 x 2.5 I.D. 45mm	6060 T5	MF	50	2.5		6.5m	8.340	1/8
50 x 3 I.D. 44mm	6060 T5	MF	50	3		6.5m	9.900	1/8
65 x 2.5 I.D. 60mm	6060 T5	MF	65	2.5		6.5m	10.966	1/8
75 x 3 I.D. 69mm	6060 T5	MF	75	3		6.5m	15.145	1/8
76 x 6.35 I.D. 63.3mm Ext. Radius 16mm Int. Radius 9.65mm	6082 T6	MF	76	6.35		6m	26.388	1/8
100 x 3 I.D. 94mm	6060 T5	MF	100	3		6.5m	20.410	1/8




Tee

Standard Extrusions

Description	Alloy	Finish	Dim1	Dim2	Dim3	Length	Weight	Min Sale
20 x 20 x 1.6	6060 T5	MF. AN	20	20	1.6	4m	0.664	1
20 x 20 x 3	6060 T5	MF. AN	20	20	3	4m	1.200	1/2
25 x 25 x 1.6	6060 T5	MF. AN	25	25	1.6	6.5m	1.359	1/2
25 x 25 x 3	6060 T5	MF. AN	25	25	3	6.5m	2.477	1/4
40 x 20 x 1.6	6060 T5	MF. AN	40	20	1.6	6.5m	1.638	1/2
40 x 40 x 1.6	6060 T5	MF. AN	40	40	1.6	6.5m	2.191	1/2
40 x 40 x 3	6060 T5	MF. AN	40	40	3	6.5m	4.056	1/4
50 x 25 x 1.6	6060 T5	MF. AN	50	25	1.6	6.5m	2.061	1/2
50 x 50 x 3	6060 T5	MF	50	50	3	6.5m	5.109	1/4




SHEET AND
PLATE



Flat Sheet

Sheet and Plate


Description	Alloy	Finish	Dim1	Dim2	Dim3	Length	Weight	Min Sale
0.6 x 1200 x 2400	5005 H34	MF	0.6	1200	2400	1.2 x 2.4m	4.682	1/4
0.8 x 1200 x 2400	5005 H34	MF	0.8	1200	2400	1.2 x 2.4m	6.219	1/4
1 x 1200 x 2400	5005 H34	MF	1	1200	2400	1.2 x 2.4m	7.776	1/4
1.2 x 1200 x 2400	5005 H34	MF	1.2	1200	2400	1.2 x 2.4m	9.328	1/4
1.6 x 1200 x 2400	5005 H34	MF. AN	1.6	1200	2400	1.2 x 2.4m	12.438	1/8
2 x 1200 x 2400	5005 H34	MF	2	1200	2400	1.2 x 2.4m	15.547	1/8
2.5 x 1200 x 2400	5005 H34	MF	2.5	1200	2400	1.2 x 2.4m	19.434	1/8
3 x 1200 x 2400	5005 H34	MF. AN	3	1200	2400	1.2 x 2.4m	23.310	1/8
4 x 1200 x 2400	5005 H34	MF	4	1200	2400	1.2 x 2.4m	31.094	1/8
5 x 1200 x 2400	5083 H321/112	MF	5	1200	2400	1.2 x 2.4m	38.322	1/8
6 x 1200 x 2400	5083 H321/112	MF	6	1200	2400	1.2 x 2.4m	46.641	1/8



Propeller Plate

Sheet and Plate


Description	Alloy	Finish	Dim1	Dim2	Dim3	Length	Weight	Min Sale
Propellor 1.6 x 1200 x 2400	3003 H224	MF	1.6	1200	2400	1.2 x 2.4m	13.266	1/8
Propellor 3 x 1200 x 2400	3003 H224	MF	3	1200	2400	1.2 x 2.4m	24.570	1/8



Stucco Plate

Sheet and Plate

Description	Alloy	Finish	Dim1	Dim2	Dim3	Length	Weight	Min Sale
Stucco 0.6 x 1200 x 2400	5005 H34	MF	0.6	1200	2400	1.2 x 2.4m	4.683	1/4
Stucco 1 x 1200 x 2400	5005 H34	MF	1	1200	2400	1.2 x 2.4m	7.810	1/4



Tread / Chequer Plate

Sheet and Plate

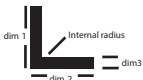


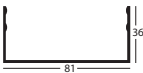

Description	Alloy	Finish	Dim1	Dim2	Dim3	Length	Weight	Min Sale
Tread 2 x 1200 x 2400	5 Bar 5251	MF	1.6	1200	2400	1.2 x 2.4m	13.248	1/8
Tread 3 x 1200 x 2400	5 Bar 5251	MF	3	1200	2400	1.2 x 2.4m	25.344	1/8
Tread 4 x 1200 x 2400	5 Bar 5251	MF	4	1200	2400	1.2 x 2.4m	34.905	1/8
Tread 5 x 1200 x 2400	5 Bar 5251	MF	5	1200	2400	1.2 x 2.4m	39.744	1/8
Tread 6 x 1200 x 2400	5 Bar 5251	MF	6	1200	2400	1.2 x 2.4m	47.808	1/8
Tread 2 x 1200 x 2400 Mill Finish	5 Bar 5052	MF	2	1200	2400	1.2 x 2.4m	16.896	1/8

The background features a solid dark blue upper section. A white geometric shape, resembling a stylized 'L' or a corner cut, is positioned on the left side. Below this white shape is a light blue geometric shape, also resembling a stylized 'L' or a corner cut, which overlaps with the white shape and extends towards the bottom right. The word 'ARCHITECTURAL' is centered horizontally in the dark blue area.

ARCHITECTURAL

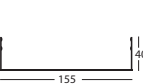


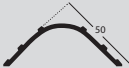

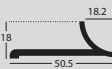

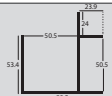
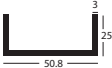
Coolroom

Architectural

	Description	Alloy	Finish	Dim1	Dim2	Dim3	Length	Weight	Min Sale
	Angle 25 x 25 x 1.5	6063 T5	MF SM	25	25	1.5	6.5	1.274	1
	Angle 40 x 40 x 1.5	6063 T5	MF SM	40	40	1.5	6.5 & 4.8	2.067	1
	Angle 50 x 50 x 1.5	6063 T5	MF SM	50	50	1.5	6.5	2.5935	1
	Angle 50 x 50 x 3	6063 T5	SM	50	50	3	6.5	5.1025	1
	Angle 70 x 40 x 1.5	6063 T5	MF SM	70	40	1.5	6.5	2.8535	1
	Angle 90 x 40x1.5	6063 T5	SM	90	40	1.5	6.5	3.38	1
	Angle 115 x 40 x 2	6063 T5	SM	115	40	2	6.5	5.369	1
	Angle Snap-On (coving adaptor) for 35mm Snap On Coving	6063 T5	MF	32			6.5	1.716	1
	Base Channel 56 x 30 ("50mm Base Channel")	6063 T5	MF SM	56	30	1.6	6.5	3.4905	1
	Base Channel 81 x 36 ("75mm Base Channel")	6063 T5	MF SM	81	36	1.6	6.5	3.926	1
	Base Channel 105 x 36 ("100mm Base Channel")	6063 T5	MF SM	105	36	1.6	6.5	4.849	1




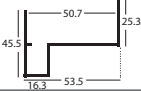
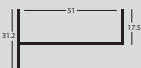
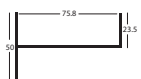
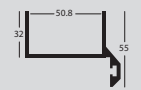
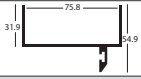

Coolroom

Architectural

	Description	Alloy	Finish	Dim1	Dim2	Dim3	Length	Weight	Min Sale
	Base Channel 155 x 40mm ("150mm Base Channel")	6063 T5	SM	155	40	1.6	6.5	6.825	1
	Capping Channel 50mm	6063 T5	MF SM	50.8	25		6.5	2.132	1
	Coving 35mm	6063 T5	MF SM	35			6.5	1.586	1
	Coving 50mm	6063 T5	MF SM	50			6.5	2.834	1
	Coving 75mm	6063 T5	MF SM	56	30	1.6	6.5	4.0105	1
	Coving Arrowhead	6063 T5	SM	50.5	18		6.5	1.911	1
	Coving Snap - On 35mm (suits Snap-on Angle)	6063 T5	SM	53			6.5	1.976	1
	Corner Joiner / Post 50mm	6063 T5	SM	80.5	50.8	24	6.5	5.3105	1
	Door Channel / Track 50 x 25 x 3mm	6063 T5	SM	50	25	3	6.5	5.2455	1

Coolroom

Architectural

	Description	Alloy	Finish	Dim1	Dim2	Dim3	Length	Weight	Min Sale
	Door Channel 92mm	6063 T5	SM	92	24.8		6.5	4.6085	1
	Door Channel 117mm	6063 T5	SM	117	25		6.5	6.344	1
	Door Channel 168mm SM	6063 T5	SM	168	25		6.5	9.282	1
	Door Jamb 37mm	6063 T5	SM	50.7	45.5		6.5	3.4515	1
	Door Jamb 50mm	6063 T5	SM	51	31.2		6.5	2.6585	1
	Door Jamb 75mm	6063 T5	SM	75.8	50		6.5	3.6985	1
	Door Stop 50mm	6063 T5	SM	50.8	32		6.5	6.6625	1
	Door Stop 75mm	6063 T5	SM	75.8	31.9		6.5	6.5975	1
	Door Track Heavy Duty 150mm	6063 T5	SM	150			6.5	18.694	1







Coolroom

Architectural

	Description	Alloy	Finish	Dim1	Dim2	Dim3	Length	Weight	Min Sale
	F' Mould	6063 T5	SM	60	45	21.2	6.5	3.2825	1
	Panel Joiner / "1" Beam 50mm SM	6063 T5	SM	51	50.6		6.5	4.2705	1
	Panel Joiner / "1" Beam 100 x 60mm	6063 T5	SM	100.5	60		6.5	7.7675	1
	Round Tube 40 x 1.6mm	6063 T5	SM	40	1.6		6	3.126	1
	Coolroom Tee Section 40 x 20 x 1.5mm	6063 T5	SM	40	20	1.5	6.5	1.5535	1






Flyscreen

Architectural

	Description	Alloy	Finish	Dim1	Dim2	Dim3	Length	Weight	Min Sale
	Extruded Frame 25 x 11		MF. AN. BLK. WHT. BRWN PR	25	11		5m	0.750	1/2
	Door Corner Stake - suits Frame 25 x 11	plastic	black				single unit		1
	Splines 6mm Suits Extruded Frame 25 x 11		RUBBER	6			per metre	0.023	1 metre
	Flywire 760mm Fibreglass			760			per metre	0.088	1 metre
	Flywire 910mm Fibreglass			910			per metre	0.105	1 metre
	Flywire 1220mm Fibreglass			1220			per metre	0.140	1 metre
	Double Bottom Track 22.79 x 10.69	6060 T5	MF	22.79	10.69		6.5m	1.344	1/2
	Double Top Track 27.79 x 17.09	6060 T5	MF	27.79	17.09		6m	1.488	1/2





Glazing

Architectural

	Description	Alloy	Finish	Dim1	Dim2	Dim3	Length	Weight	Min Sale
	Glazing Adaptor 25 x 25	6060 T5	MF. AN	25	25		6.5m	1.638	1/2
	Glazing Bead 25mm Gap 30mm	6060 T5	MF. AN	25			6.5m	1.144	1/2
	Glazing Channel 25 x 25	6060 T5	MF. AN	25	25		6.5m	2.496	1/2
	Glazing Channel 32 x 32 x 3 With Serrenations	6060 T5	MF. AN	32	32	3	6.5m	4.804	1/4
	Glazing Channel 32 x 45 x 3 With Serrenations	6060 T5	MF. AN	32	45	3	6.5m	6.175	1/4








Louvre

Architectural

	Description	Alloy	Finish	Dim1	Dim2	Dim3	Length	Weight	Min Sale
	Frame 38.1 x 25.4	6060 T5	MF	38.1	25.4		6.5m	2.503	1/2
	Frame 76 x 25	6060 T5	MF	76	25		6.5m	5.285	1/2
	Snap-in Flush Filler 35 x 5.9 Suits Frame 38.1 x 1.25	6060 T5	MF	35	5.9		6.5m	1.131	1/2
	Snap-in Flush Filler Suits Frame 76 x 25	6060 T5					6.5m	2.425	1/2
	Louvre Oval 55mm	6060 T5	MF	55			4m	2.020	1/2
	Louvre Oval 100mm	6060 T5	MF	100			6.5m	6.721	1/2








Miscellaneous Shapes

Architectural

	Description	Alloy	Finish	Dim1	Dim2	Dim3	Length	Weight	Min Sale
	Bull Nose Stair Tread 46 x 15.1	6060 T5	MF	46	15.1		4m	1.680	1/2
	Crescent Mould 15.88 x 4.75	6060 T1	MF	15.88	4.75		4m	0.488	1
	Crescent Mould 25.4 x 4.75	6060 T1	MF	25.4	4.75		4m	0.748	1
	Crescent Mould 38.1 x 4.75	6060 T1	MF	38.1	4.75		4m	1.180	1
	Drip Mould 19.05 x 12.7	6060 T5	MF	19.05	12.7		6.5m	0.585	1
	Drip Mould 28.58 x 12.7	6060 T5	MF	28.58	12.7		3.6m	0.673	1
	H-Trim 38.1 x 1.21 Gap 12.7mm	6060 T5	MF	38.1	1.21		4m	0.92	1
	J-Trim 23.8 x 12.7	6060 T5	MF	23.8	12.7		4m	0.616	1
	Marine Sailtrack 32 x 12	6061 T6	MF	32	12		4m	1.936	1/2





Miscellaneous Shapes

Architectural

	Description	Alloy	Finish	Dim1	Dim2	Dim3	Length	Weight	Min Sale
	Roadsign Channel 28.5 x 25.5 x 3.2 Gap 11mm	6060 T5	MF	28.5	25.5	3.2	6.5m	4.511	1/4
	Rope Track Flange Base 43.4mm	6060 T5	MF				6.5m	1.846	1/2
	Rope Track Base 28.17mm Mill Finish	6060 T5	MF. WHT				6.5m	1.495	1/2
	Split Baton 34.8 x 6.4	6060 T5	MF	34.8	6.4		3.6m	0.965	1
	Subhead 3 32mm	6060 T5	MF	32			6.5m	5.4405	1/4
	Table Edge 20.62 x 6.35	6060 T1	MF	20.62	6.35		4m	0.400	1
	Table Edge 27.7 x 12.7	6060 T1	MF	27.7	12.7		4m	1.236	1






Miscellaneous Shapes

Architectural

	Description	Alloy	Finish	Dim1	Dim2	Dim3	Length	Weight	Min Sale
	Table Edge Moulding 29.36 x 5.92	6060 T1	MF	29.36	5.92		4m	0.524	1
	Threshold 76.2 x 13 2 Way	6060 T5	AN	76.2	13		6.5m	7.833	1/4
	Threshold 100 x 15 4" Wheel-chair	6060 T5	AN	100	15		6.5m	6.422	1/4
	Threshold 101.6 x 13 2 Way	6060 T5	AN	101.6	13		6.5m	7.833	1/4
	Ticket Strip 31.75mm	6060 T5	MF	31.75			3.657m	0.651	1



Miscellaneous Shapes









Architectural


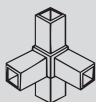




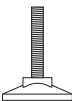
	Description	Alloy	Finish	Dim1	Dim2	Dim3	Length	Weight	Min Sale
	Tiling Trim dimensions: A 20, B 8, C 2.8, D 4, E 1.3, F 1	2011 T6	MF	20	8		3m	0.8	1
	Tiling Trim dimensions: A 22, B 10, C 2.8, D 4, E 1.3, F 1	2011 T6	MF	22	10		3m	0.85	1
	Tiling Trim dimensions: A 23, B 12.5, C 2.8, D 4, E 1.3, F 1	2011 T6	MF	23	12.5		3m	0.9	1
	Top Hat 63.5 x 31.75 x 3.18	6060 T591	MF	63.5	31.75	3.18	5m	4.740	1/4
	Transport Floor Mould 45 x 19.83	6060 T5	MF	45	19.83		5m	2.695	1/2
	Wallboard Edge 21.3 x 8 Gap 5.5mm	6060 T5	MF	21.3	8		5.1m	0.460	1
	Wardrobe Rail 30 x 15 x 1.2	6060 T5	MF	30	15	1.2	6.5m	1.547	1/2

Miscellaneous Shapes

Architectural







	Description	Alloy	Finish	Dim1	Dim2	Dim3	Length	Weight	Min Sale
	Windscreen Mould 15.88 x 8.94 Gap 4.88mm - U Fin	6060 T1	MF	15.88	8.94		5m	1.330	1/2
	Zed 22 x 19 / 19 x 3	6060 T591	MF	22	19/19	3	6.5m	2.841	1/2

	Description	Alloy	Finish	Dim1	Dim2	Dim3	Length	Weight	Min Sale
	Frame 25.4 x 25.4 x 1.2 Radius	6060 T5	MF. AN. BLKAN	25.4	25.4	1.2	6.5m	2.061	1/8
	One Leg extrusion	6060 T5	MF. AN. BLKAN	25.4	25.4	1.2	6.5m	2.249	1/8
	7.5mm Receptor	6060 T5	MF. AN. BLKAN	25.4	25.4	1.2	6m	2.352	1/8
	Endcap 25	nylon					single unit	0.003	1
	P13 - Castor Wheel	nylon					single unit	0.075	1
	P15 - Castor Socket	nylon					single unit	0.013	1
	P20 - 2 Leg joiner piece	nylon					single unit	0.026	1
	P30 - 3 Leg joiner piece	nylon					single unit	0.033	1

	Description	Alloy	Finish	Dim1	Dim2	Dim3	Length	Weight	Min Sale
	P31 - 3 Leg joiner piece	nylon					single unit	0.034	1
	P40 - 4 Leg joiner piece	nylon					single unit	0.040	1
	P41 - 4 Leg joiner piece	nylon					single unit	0.041	1
	P50 - 5 Leg joiner piece	nylon					single unit	0.048	1
	P60 - 6 Leg joiner piece	nylon					single unit	0.060	1
	Endcap Female Thread Suits Foot						single unit	0.074	1
	Adjustable Foot - Male Thread						single unit	0.074	1





Security

Architectural

	Description	Alloy	Finish	Dim1	Dim2	Dim3	Length	Weight	Min Sale
	Bugstrip 15.9mm		MF	15.9			4.3m	0.702	1/2
	Bugstrip Seal Suits Bugstrip 15.9mm	plastic	grey				per metre	0.008	1 metre
	Door Corner Stake Suits ED9692	6060 T5	MF				single unit	0.058	1
	Door Frame	6060 T5	MF				6.3m	3.610	1/4
	Security Door Top Roller Track	6060 T5	MF				6.5m	3.510	1/4
	Security Door Top Track Cover	6060 T5	MF				6.5m	2.243	1/2


Security


Architectural

	Description	Alloy	Finish	Dim1	Dim2	Dim3	Length	Weight	Min Sale
	Security Grill 750 x 2050		MF	750	2050		single unit	4.172	1
	Security Grill 920 x 2050		MF	920	2050		single unit	5.117	1
	Security Grill 1150 x 2050		MF	1150	2050		single unit	6.953	1
	Privacy Mesh 750 x 2000		black	750	2000		single unit	1.500	1
	Privacy Mesh 900 x 2000		black	900	2000		single unit	1.800	1
	Privacy Mesh 1200 x 2000		black	1200	2000		single unit	2.400	1
	Offset Interlock 4mm	6060 T5	MF	4			4.88m	0.791	1
	Offset Interlock 7mm	6060 T5	MF	7			4.26m	0.520	1

Scaffold Plank

Architectural



	Description	Alloy	Finish	Dim1	Dim2	Dim3	Length	Weight	Min Sale
	3m Scaffold Plank	6063 T5	MF				single unit	11.145	1
	4m Scaffold Plank	6063 T5	MF				single unit	14.860	1
	5m Scaffold Plank	6063 T5	MF				single unit	18.575	1
	6m Scaffold Plank	6063 T5	MF				single unit	22.290	1

The background consists of several geometric shapes. A large dark blue shape occupies the top and right portions. A white shape is on the left, with a diagonal cutout. A light blue shape is at the bottom, also with a diagonal cutout. The word 'HARDWARE' is centered in the white area.

HARDWARE

Hardware

	Description	Finish	Length	Min Sale
	Seal n Flex 1 - Grey Polyurethane - Cartridge	grey	300 ml	1
	No More Nails - neoprene adhesive - Cartridge	clear	300 ml	1
	Roof and Gutter Silicone - 300 ml Cartridge	clear	300 ml	1
	Rivet, counter sunk, 3.2mm	chrome	100 pack	1
	Rivet, dome head, 3.2mm	chrome	100 pack	1
	Rivet, black	black head	100 pack	1
	Rivet, white	white head	100 pack	1
	Rivet, dome head, 4mm	chrome	100 pack	1
	Screw, counter sunk, 10g 30mm	nickel	100 pack	1

Hardware

	Description	Finish	Length	Min Sale
	Screw, wafer head, 16mm	nickel	100 pack	1
	Screw, wafer head, 22mm	nickel	100 pack	1
	Screw, wafer head, 30mm	nickel	100 pack	1
	Screw, pan head, 12mm	nickel	100 pack	1
	Screw, pan head, 16mm	nickel	100 pack	1
	Screw, pan head, 20mm	nickel	100 pack	1
	Endcap to match Square Hollow 20 x 1.6	black		1
	Endcap to match Square Hollow 32 x 1.6	black		1
	Endcap to match Square Hollow 40 x 1.6	black		1
	Endcap to match Rectangular Hollow 38 x 25 x 1.5	black		1
	Endcap to match Rectangular Hollow 50 x 25 x 1.5	black		1
	Endcap to match Rectangular Hollow 60 x 40 x 3	black		1
	Endcap to match Rectangular Hollow 76.2 x 25.4 x 2.4	black		1

Hardware

	Description	Finish	Length	Min Sale
	Drill bit - cross hole counter sink			1
	Caulking Gun Ratchet			1
	Pop Riveter - hand			1
	Aviation Snips - straight			1
	Cutting wheel - 1mm edge		4 pack	1