

# Table of Contents

<b>About the ATC Wholesale Portal</b>	<b>2</b>
Coolroom	3
Transport & Standards	7
Curtain Rod & Blind	9
Technical Information	11

# ATC Wholesale Portal

Tel 03 9544 6659

[WWW.ALUMINIUMTC.COM.AU/PORTAL](http://WWW.ALUMINIUMTC.COM.AU/PORTAL)

For customers who require large volume and regular supply of items such as:

- Cool Room suite – in surf mist powder coat and mill finish
- Curtain Rod and Blind sections
- Transport sections including polished Angles and Coaming
- Bendable Tube
- Select Standard Extrusions
- Custom Shapes – developed to your requirements

Buy at the cheapest possible price through the ATC wholesale portal and save an additional 2% when finalising your order online at:

[www.aluminiumtc.com.au/portal](http://www.aluminiumtc.com.au/portal)

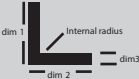




## How it works:

- Orders are placed directly through the Portal website - call 03 9544 6659 or email [orders@aluminiumtc.com.au](mailto:orders@aluminiumtc.com.au)
- The wholesale portal will show you Stock Available and Stock on Reorder for each item.
- You will see the price per item based on your current monthly rate.
- Once your order has been placed you will receive an auto email confirmation and then a sales order from our accounts dept. You do not have to pay online.
- Delivery will normally be made the next working day or can be picked up from our Clayton warehouse after 2 hours.
- For access please call the office on (03) 9544 8635 or you can register on line.

The following items are carried in stock at the ATC Industry Portal:

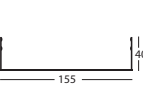
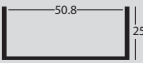

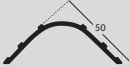



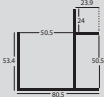

# Coolroom

## ATC Industry Portal

	Description	Alloy	Finish	Dim1	Dim2	Dim3	Length	Weight	Min Sale
	Angle 25 x 25 x 1.5	6063 T5	MF SM	25	25	1.5	6.5	1.274	1
	Angle 40 x 40 x 1.5	6063 T5	MF SM	40	40	1.5	6.5 & 4.8	2.067	1
	Angle 50 x 50 x 1.5	6063 T5	MF SM	50	50	1.5	6.5	2.5935	1
	Angle 50 x 50 x 3	6063 T5	SM	50	50	3	6.5	5.1025	1
	Angle 70 x 40 x 1.5	6063 T5	MF SM	70	40	1.5	6.5	2.8535	1
	Angle 90 x 40x1.5	6063 T5	SM	90	40	1.5	6.5	3.38	1
	Angle 115 x 40 x 2	6063 T5	SM	115	40	2	6.5	5.369	1
	Angle Snap-On (coving adaptor) for 35mm Snap On Coving	6063 T5	MF	32			6.5	1.716	1
	Base Channel 56 x 30 ("50mm Base Channel")	6063 T5	MF SM	56	30	1.6	6.5	3.4905	1
	Base Channel 81 x 36 ("75mm Base Channel")	6063 T5	MF SM	81	36	1.6	6.5	3.926	1
	Base Channel 105 x 36 ("100mm Base Channel")	6063 T5	MF SM	105	36	1.6	6.5	4.849	1




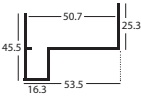
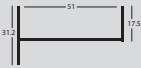
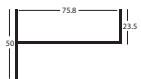
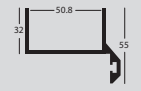
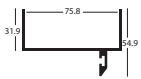

# Coolroom

## ATC Industry Portal

	Description	Alloy	Finish	Dim1	Dim2	Dim3	Length	Weight	Min Sale
	Base Channel 155 x 40mm ("150mm Base Channel")	6063 T5	SM	155	40	1.6	6.5	6.825	1
	Capping Channel 50mm	6063 T5	MF SM	50.8	25		6.5	2.132	1
	Coving 35mm	6063 T5	MF SM	35			6.5	1.586	1
	Coving 50mm	6063 T5	MF SM	50			6.5	2.834	1
	Coving 75mm	6063 T5	MF SM	56	30	1.6	6.5	4.0105	1
	Coving Arrowhead	6063 T5	SM	50.5	18		6.5	1.911	1
	Coving Snap - On 35mm (suits Snap-on Angle)	6063 T5	SM	53			6.5	1.976	1
	Corner Joiner / Post 50mm	6063 T5	SM	80.5	50.8	24	6.5	5.3105	1
	Door Channel / Track 50 x 25 x 3mm	6063 T5	SM	50	25	3	6.5	5.2455	1

# Coolroom

## ATC Industry Portal

	Description	Alloy	Finish	Dim1	Dim2	Dim3	Length	Weight	Min Sale
	Door Channel 92mm	6063 T5	SM	92	24.8		6.5	4.6085	1
	Door Channel 117mm	6063 T5	SM	117	25		6.5	6.344	1
	Door Channel 168mm SM	6063 T5	SM	168	25		6.5	9.282	1
	Door Jamb 37mm	6063 T5	SM	50.7	45.5		6.5	3.4515	1
	Door Jamb 50mm	6063 T5	SM	51	31.2		6.5	2.6585	1
	Door Jamb 75mm	6063 T5	SM	75.8	50		6.5	3.6985	1
	Door Stop 50mm	6063 T5	SM	50.8	32		6.5	6.6625	1
	Door Stop 75mm	6063 T5	SM	75.8	31.9		6.5	6.5975	1
	Door Track Heavy Duty 150mm	6063 T5	SM	150			6.5	18.694	1




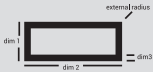


# Coolroom

## ATC Industry Portal

	Description	Alloy	Finish	Dim1	Dim2	Dim3	Length	Weight	Min Sale
	F' Mould	6063 T5	SM	60	45	21.2	6.5	3.2825	1
	Panel Joinder / "1" Beam 50mm SM	6063 T5	SM	51	50.6		6.5	4.2705	1
	Panel Joinder / "1" Beam 100 x 60mm	6063 T5	SM	100.5	60		6.5	7.7675	1
	Round Tube 40 x 1.6mm	6063 T5	SM	40	1.6		6	3.126	1
	Coolroom Tee Section 40 x 20 x 1.5mm	6063 T5	SM	40	20	1.5	6.5	1.5535	1

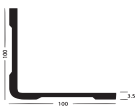

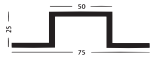
# Transport & Standards

## ATC Industry Portal

	Description	Finish	L	Mass / M	Bundle
	Bull Nose Stair Tread 46 x 15	MF	4m	0.363	10
	Bendable Tube 25 x 3.0	MF	6.5m	0.562	5
	Bendable Tube 50 x 3.0	MF	6.5m	1.2	2
	Bendable Tube 60 x 5.0	MF	6.5m	2.341	2
	Bendable Tube 76.2 x 3.25	MF	6.5m	2.018	1
	Bendable Tube 76.2 x 4.75	MF	6m	2.89	1
	Bendable Tube 101 x 6.4	MF	6m	5.155	1
	Flat Bar 10 x 3.0 mm	MF	4m	0.082	10
	Rectangular Hollow 50 x 25 x 2.5	MF	6.5m	0.964	2
	Rope Track / Annexe Track	MF BLK WT	6.5m	0.226	10
	Transport Bottom Rail / Side Coaming 195	Polished	9m & 6.5m	1.859	2

# Transport & Standards






## ATC Industry Portal

	Description	Finish	L	Mass / M	Bundle
	Transport Top Rail 100 x 100	Polished	9m & 6.5m	1.544	2
	Transport Side Rail - 250	Polished	6.5m	2.723	
	Top Hat	MF	6m	0.545	6





# Curtain Rod & Blind

## ATC Industry Portal

	Description	Finish	L	Mass / M	Bundle
	Bottom Weight - Tear Drop	Trim Satin	5.5m	0.2545	
	Bottom Weight - Tear Drop - Heavy	Trim Satin	5.5m	0.2715	
	Holland Blind Tube 38mm Wall 1.1mm	MF	5.5m	0.381	100
	Holland Blind Tube (Heavy) 38mm Wall 1.5mm	MF	5.5m	0.608	100
	Holland Blind Tube 40mm	MF	5.5m	0.458	100
	Holland Blind Tube (for manual clutch) 43mm	MF	6.5m	0.594	50

# Curtain Rod & Blind

## ATC Industry Portal

	Description	Finish	L	Mass / M	Bundle
	Vertical / Insert Track 1 Sided 40mm	Stone Beige	6m	0.44	8
	Vertical / Insert Track 1 Sided 40mm	W Birch	6m	0.44	8
	Vertical / Head Track 2 Sided	Stone Beige	6m	0.473	8
	Vertical / Head Track 2 Sided	P White	6m	0.473	8
	Vertical / Head Track 2 Sided	W Birch	6m	0.473	8

# Alloy Characteristics

## Extruded Products

Alloy	Typical Application	Forms Available						Characteristics					
		Forms Available				Drawn		Corrosion Resistance	Machining	Anodising	Forming	Welding	Heat Treatable
		Rod and Bar	Solid Shapes	Hollow Shapes	Tube	Rod and Bar	Tube						
6060	Most commonly used extrusion alloy. Architectural and general purpose.	•	•	•	•	•		A	CC	A	AC	A	Yes
6061	Structural alloy with medium weld strength and good corrosion resistance.	•	•	•	•	•		B	BC	B	AC	A	Yes
6005A	Structural applications, transport, marine.	•	•	•	•			AA	BC	B	AC	A	Yes
6106	General purpose and light structural.	•	•	•	•	•		A	CB	A	AC	A	Yes
6262	Commercial machining alloy with good anodising.	•	E	E	•	•		B	AA	B	AC	A	Yes
6082	Heavy duty structures with good corrosion resistance and medium weld strength. Transport, marine etc	•	•	•	•			AB	BC	B	AC	A	Yes
6463A	Trims requiring decorative finishing	E	E					A	C	A	A	A	Yes

Relative ratings are in decreasing order of merit = A,B,C, D.

E = Special enquiry needed to clarify application.

NR = Not recommended.

Where applicable, ratings for both annealed and hardest temper are given, e.g. A, C. Rating indicates suitability of alloy for decorative quality anodising, all aluminium alloys can be anodised for increased corrosion and wear resistance.

# Alloy Characteristics

## Rolled Products

Alloy	Typical Application	Forms Available				Characteristics					
		Plate	Flat Sheet	Coiled Sheet	Circles Blanks	Corrosion Resistance	Machining	Anodising	Forming	Welding	Heat Treatable
5005	A general purpose alloy suitable for welding.	•	•	•	•	AA	DC	BB	AC	BA	No
5083	Used in high strength structural applications principally in the form of sheet and plate for welded marine applications and road transport vehicles.	•	•			AC	CB	CC	AC	BA	No
5251	A medium strength alloy with reasonable ductility-work hardens rapidly. Very suitable for welding with a high corrosion resistance, particularly in marine atmospheres. Uses include boats, panelling and pressings for transport, boxes and containers. Suitable for applications specifying 5052.	•	•	•		AA	CB	CC	AC	BA	No

Relative ratings are in decreasing order of merit = A, B, C, D (where A = most applicable).  
Two ratings: e.g. AC are for annealed and hardest tempers.



**aluminium trade centre** ptyLtd

ABN: 15 155 890 467

Tel (03) 9544 6659

[sales@aluminiumtc.com.au](mailto:sales@aluminiumtc.com.au)

Fax (03) 9544 6650

[www.aluminiumtc.com.au](http://www.aluminiumtc.com.au)